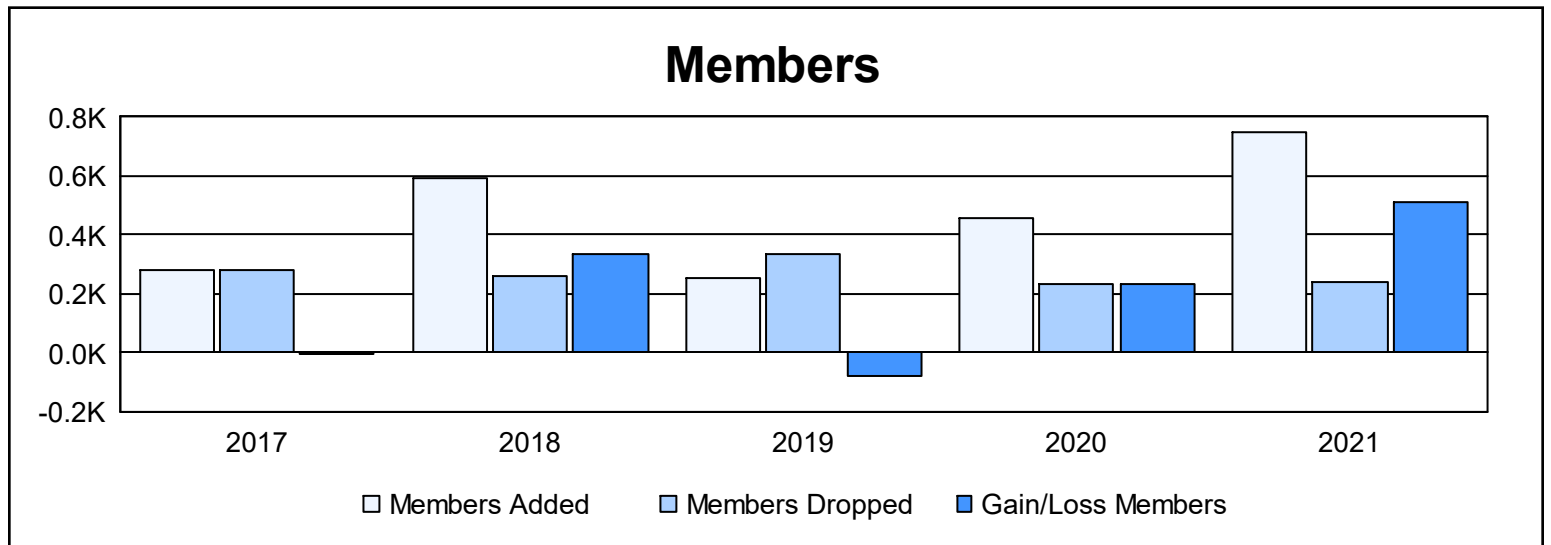
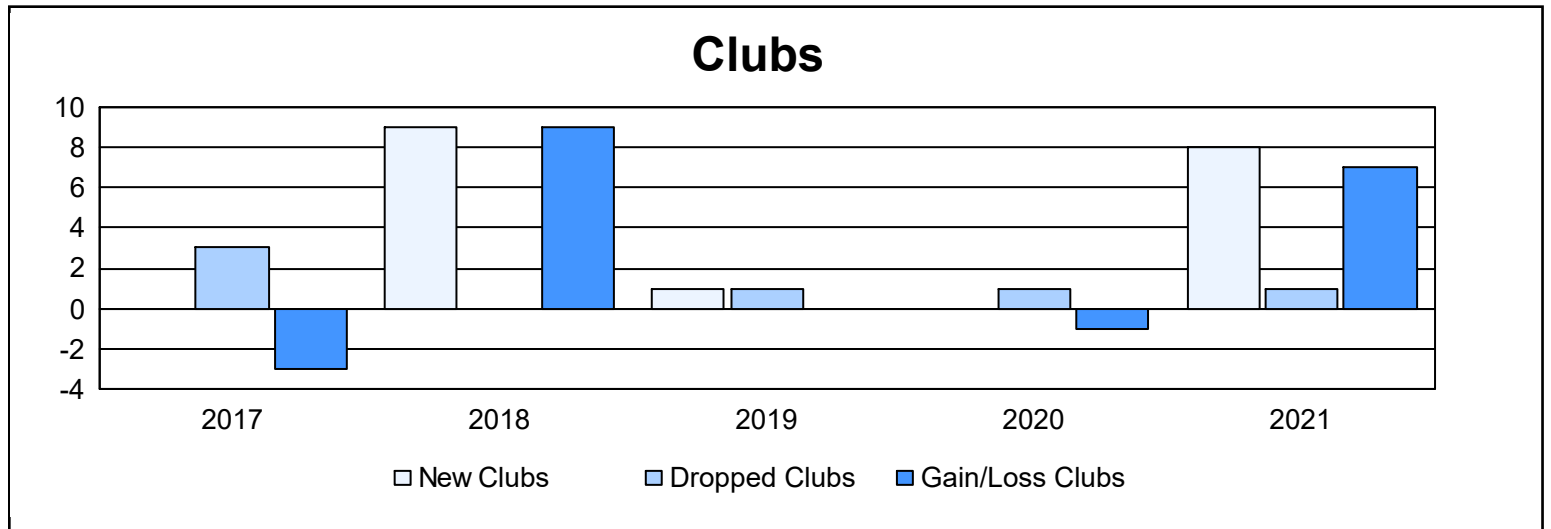
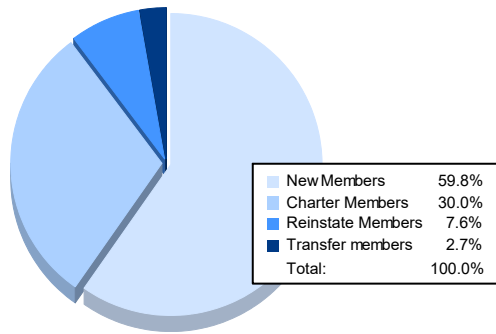


| Year | New Clubs | Dropped Clubs | Gain/ Loss Clubs | New Members | Charter Members | Reinstate Members | Transfer Members | Total Member Added | Total Members Dropped | Gain/ Loss Members |
|----------------|-----------|---------------|------------------|-------------|-----------------|-------------------|------------------|--------------------|-----------------------|--------------------|
| 2016-2017 | 0 | 3 | -3 | 233 | 12 | 25 | 9 | 279 | 282 | -3 |
| 2017-2018 | 9 | 0 | 9 | 345 | 229 | 5 | 15 | 594 | 258 | 336 |
| 2018-2019 | 1 | 1 | 0 | 201 | 45 | 4 | 2 | 252 | 333 | -81 |
| 2019-2020 | 0 | 1 | -1 | 374 | 34 | 51 | 1 | 460 | 230 | 230 |
| 2020-2021 | 8 | 1 | 7 | 449 | 225 | 57 | 20 | 751 | 242 | 509 |
| Average | 4 | 1 | 2 | 320 | 109 | 28 | 9 | 467 | 269 | 198 |



Membership Composition June 2021 Cumulative



Gender Composition June 2021 Cumulative

